

**KHSAA TITLE IX  
ANNUAL REPORT SUBMISSION  
STATUS REPORT  
2007-2008**

KHSAA  
Form T65  
Revised 3/08

TO: KHSAA Member School Superintendents, Principals, and Athletic Directors

FROM: Brigid L. DeVries, Commissioner  
Larry Boucher, Assistant Commissioner

Date: 5-8-2008

School	Ballard High School	Reviewed by	Reba Woodall
--------	---------------------	-------------	--------------

The following is a status report regarding the required 2007 - 2008 Title IX Annual Report submission of forms due into the KHSAA office by April 15, 2008. Appropriate KHSAA Audit Team personnel have reviewed these forms and the following is a summary of this review.

I. Checklist of Forms properly submitted in a satisfactory manner:

<b>X</b>	GE 19 (Annual Verification)	<b>X</b>	T-35 (Budget Expenses)
<b>X</b>	T-1 (Summary Program Chart 1)	<b>X</b>	T-36 (Budget Expenses)
<b>X</b>	T-2 (Summary Program Chart 2)	<b>X</b>	T-41 (Checklist – Overall Interscholastic Program)
<b>X</b>	T-3 (Summary Program Chart 3)	<b>X</b>	T-60 (Corrective Action Plan)
<b>X</b>	T-4 (Summary Program Chart 4)	<b>X</b>	T-63 (Interscholastic Survey Results)

II. Status

A.	<b>X</b>	2007 – 2008 Forms are satisfactory and no further information or action is necessary at this time.
B.		Errors have been noted with respect to the following forms:
C.		The following forms were omitted and must be submitted by school representatives:
D.	<b>X</b>	<p>According to the 2007-2008 data, the school appears to be meeting the standards established in:</p> <p><input type="checkbox"/> Test 1 (Athletic participation is proportionate to enrollment)</p> <p><input type="checkbox"/> Test 2 (History and continuing practice of program expansion)</p> <p><input checked="" type="checkbox"/> Test 3 (Full and effective accommodation of interests and abilities)</p>
E.	<b>X</b>	<p>Other Recommendation and Comments:</p> <ol style="list-style-type: none"> <li>1. <b>When an advantage is given on T-41 an explanation must be given at the bottom of the page or on T-60. In this case the advantage does not exist even though there are more girls' teams; overall there are less female participants.</b></li> <li>2. <b>T-60 forms should include all work of the Administration and Gender Equity Committee to insure equity on a yearly basis.</b></li> <li>3. <b>There are no travel expenses listed for boys and girls golf, boys and girls swimming, boys and girls tennis, and wrestling. When zeros occur, in any category, on the T-35 and T-36 forms, the Gender Equity Committee should address this omission. Documentation should be entered on T-60. Travel differences can quickly become an equity issue.</b></li> <li>4. <b>Thank you for your report.</b></li> </ol>



**KENTUCKY HIGH SCHOOL ATHLETIC ASSOCIATION  
2007-2008 ANNUAL VERIFICATION OF TITLE IX PROCEDURES**

KHSAA Form GE19  
Rev.12/07

(To be submitted by April 15, 2008 along with other required forms)

The Ballard High School, Louisville  
Kentucky

(Name of High School) (City)

certifies to the Kentucky High School Athletic Association that the following is an accurate and true representation of the facts surrounding compliance with 20 U.S.C. Sections 1681-1688, et. Seq. (also known as Title IX)

**I certify the following provisions in accordance with records at the school contained in the permanent Title IX file, at least one copy of which must be maintained in the Principal's office, and to the best of my knowledge have completed the following tasks.**

Established a gender equity committee at the high school. (list committee personnel and provide attachment if necessary)

Name	Address	Phone	Title
(Supt., Principal, Student, Parent, Coach, Etc.)			
Dr. Jim Jury	6000 Brownsboro Rd.	502-485-8206	Principal
Chris Kinney	6000 Brownsboro Rd.	502-485-8610	Athletic Director
Kelly Logsdon	6000 Brownsboro Rd.	502-485-8206	Coach
Alan Jones	6000 Brownsboro Rd.	502-485-8206	Coach
Chris Renner	6000 Brownsboro Rd.	502-485-8206	Coach
Pam Brakmeier	6000 Brownsboro Rd.	502-485-6093	Bookkeeper
Randy Bloch	6609 Harrods View Ct.	502-228-8644	Parent
Ian Chiles	1310 Carlimar Ln.	502-425-9808	Student
Kelsey Rothberg	3050 Ledgebrook Ct.	502-423-8856	Student

Scheduled a minimum of three meetings during the 2007-2008 school year on the following dates:

September 18, 2007
November 15, 2007
February 27, 2008

Designated the following person(s) as the Title IX coordinator for the school:


Name	Title	Address	Phone
Chris R. Kinney	Athletic Director	6000 Brownsboro Rd.	502-485-8610

Designated the following person(s) as the Title IX coordinator for the district:

Name	Title	Address	Phone
Cheryl Walker	Director of Compliance and Investigations	3332 Newburg Rd.	502-485-3341

School personnel are continuing to make periodic reviews of the boys' and girls' athletics program reflected in the Corrective Action Plan.

In addition to the above information, the above referenced school maintains a complete permanent file relative to Title IX records including copies of the self-assessment audit, all corrective action plans, and other related materials.

  
Principal's Signature


March 28 2008  
Date




**KENTUCKY HIGH SCHOOL ATHLETIC ASSOCIATION**  
**2007-2008 ANNUAL VERIFICATION OF TITLE IX PROCEDURES**

KHSAA Form GE19  
Rev. 12/07

(To be submitted by April 15, 2008 along with other required forms)

  
\_\_\_\_\_  
Superintendent Signature

  
\_\_\_\_\_  
School Board Chairpersons' Signature

(Send original copy to KHSAA - Maintain duplicate in Title IX school folder)

**2007-2008**  
**ACCOMMODATION OF INTERESTS AND ABILITIES**  
**SUMMARY PROGRAM CHART 1**

KHSAA  
 Form T1  
 Rev.12/07

**Participation Opportunities Test One**

		(Column 1)	(Column 2)	(Column 3)	(Column 4)
	Program	Enrollment	Percentage of Total Enrollment	Number of Interscholastic Participants (double and triple count)	Percentage of Total Participation
Row 1	GIRLS	907	53%	259	44%
Row 2	BOYS	798	47%	324	56%
Row 3	Totals	1705	100%	583	100%

Instructions:

\*Number of 8<sup>th</sup> grade students & below used in Column 3 and Column 4 calculations if applicable: 31

- Determine the total number of girls enrolled, (place in Row 1, Column 1). Determine the total number of boys enrolled, (place in Row 2, Column 1).
- Add the total number of girls and boys enrolled to determine total enrollment, (place in Row 3, Column 1).
- Calculate the percentage of total enrollment that is female. (Divide Row 1, Column 1 by Row 3, Column 1 and place in Row 1, Column 2.) Calculate the percentage of total enrollment that is male. (Divide Row 2, Column 1 by Row 3, Column 1 and place in Row 2, Column 2.) Note: Row 1, Column 2 plus Row 2, Column 2 should total 100%.
- Ask the head coaches to review the most updated eligibility or squad lists for their teams. Ask coaches to confirm the names of those individuals who are on the team as of the first date of regular season competition, and cross out the names of those who were cut from the team or quit the team prior to the first regular season competitive event. Determine the total number of interscholastic athletics participants that are girls, (and place in Row 1, Column 3). In order to determine the total number of athletics participants, an individual should be counted each time he or she participates on a team. For example, if Jane Doe competes on the varsity volleyball team, the junior varsity volleyball team, the junior varsity basketball team, and the varsity softball team, she should be counted as four participants (do not include club or intramural sports participants, cheerleaders, dance teams, or pom squads). Calculate the same way for boys and girls. \* In addition, should 8<sup>th</sup> grade students and below play on a Freshman, Junior Varsity, or Varsity team, they should also be counted for each team and sport on which they participate. If applicable, please asterisk the above notation as to how many 8<sup>th</sup> grade students & below are included in the totals.  
 Using the same procedure, determine the total number of interscholastic athletic participants that are boys, (and place in Row 2, Column 3). Add Row 1, Column 3 plus Row 2, Column 3 to get total participants and place in Row 3, Column 3.
- Calculate the percentage of female participation. (Row 1, Column 3 divided by Row 3, Column 3 and place in Row 1, Column 4.) Calculate the percentage of male participation. (Row 2, Column 3 divided by Row 3, Column 3 and place in Row 2, Column 4.) Note: Row 1, Column 4 plus Row 2, Column 4 should total 100%.

Note: While being within three percent is not a formal compliance standard; if the percent listed in Row 1, Column 4 is within 3% of Row 1, Column 2, then it provides a good target within which compliance is likely.

Principal's Signature: \_\_\_\_\_

Date: 4/1/08

**2007-2008**  
**ACCOMMODATION OF INTERESTS AND ABILITIES**  
**SUMMARY PROGRAM CHART 2**


KHSAA  
 Form T2  
 Rev. 12/07

**Participation Opportunities Test Two**

			Column 1	Column 2	Column 3	Column 4	Column 5
Program			Number of Teams Currently Offered	Number of Participants	Number of Teams Added Since the beginning of the 2003-2004 School Year	Current Number of Participants for each team added Since the beginning of the 2003-2004 School Year	Percent of Total Participation By Sex Added Since the beginning of the 2003-2004 School Year
GIRLS	Row 1	varsity:	10	171	0	0	
	Row 2	j.v.:	5	44	0	0	
	Row 3	frosh:	4	44	1	28	
	Row 4	total:	19	259	1	28	9%
BOYS	Row 5	varsity:	10	189	0	0	
	Row 6	j.v.:	5	60	0	0	
	Row 7	frosh:	3	75	0	0	
	Row 8	total:	18	324	0	0	0

- 1) For Column 1, list the number of interscholastic teams offered for girls and boys at each competitive level (varsity, junior varsity, and freshman). For girls, total each of the entries in Rows 1, 2, and 3 into Row 4. For boys, total Rows 5, 6, and 7 into Row 8.
- 2) For Column 2, list the number of participants at each level. For girls, total each of the entries in Rows 1, 2, and 3 into Row 4. For boys, total Rows 5, 6, and 7 into Row 8. Note: The totals in Row 4 for girls and in Row 8 for boys must be the same as the totals in Form T-1, Column 3, Rows 1 and 2 respectively.
- 3) For Column 3, list the number of interscholastic teams that have been added in the last five years at each competitive level. Count each team added during the 5 year period only one time. e.g. Girl's junior varsity soccer was added 3 years ago, count the team only once, not 3 times. For girls, total the entries in Rows 1, 2, and 3 into Row 4. For boys, total Rows 5, 6, and 7 into Row 8.
- 4) For Column 4, list the number of participants that are currently on each level of the teams that were added in the last five years. If a team was added previously but no longer exists, there are no current participants to be added for that team. For girls, total the entries in Rows 1, 2, and 3 into Row 4. For boys, total Rows 5, 6, and 7 into Row 8.
- 5) For Column 5, calculate the percentage of participants that have been added in the last five years. For girls, take the number in Column 4, Row 4 and divide by the number in Column 2, Row 4. For boys, take the number in Column 4, Row 8 and divide it by the number in Column 2, Row 8.

Note: If the percentage of current participants added in the last five years is 25% or greater, compliance with Test Two may be possible. If less than 25%, then compliance with Test Three should be analyzed. **CAUTION:** 25% is not a formal compliance standard.

Principal's Signature:  Date: 3/28/08

**2007-2008**  
**ACCOMMODATION OF INTERESTS AND ABILITIES**  
**SUMMARY PROGRAM CHART 3**

KHSAA  
 Form T3  
 Rev. 12/07


**Participation Opportunities Test Three**

**FOR ANY QUESTION ANSWERED "YES" IDENTIFY THE RESPECTIVE SPORT(S).**

	<b>GIRLS</b> (Yes / No)		<b>BOYS</b> (Yes / No)
<b>1. For a sport <u>not</u> currently offered in your interscholastic athletics program, is there sufficient interest to form a viable interscholastic team based on participation on an intramural team.</b>	NO		NO
<b>2 For a sport <u>not</u> currently offered, is there sufficient interest, based on the responses to your most recent Student Interest Survey, to form a viable interscholastic team for a sport not currently offered. If yes, what sport?</b>	NO		NO
<b>3. For a sport currently offered at the junior varsity or freshman level is there sufficient interest, based on your most recent Student Interest Survey, to form a varsity team not currently offered?</b>	NO		NO
<b>4. For a sport currently offered at the varsity level only, is there sufficient interest, based on your most recent Student Interest Survey, to form a viable team for a junior varsity or freshman team that is not currently offered?</b>	NO		NO
<b>5. If you answered YES to question (1), (2), (3), or (4), are there enough high schools in the geographic area offering the sport (at the appropriate level) to allow for the development of a reasonable schedule of competition?</b>	N/A		N/A

**Plans to Address Interest:**

Principal's Signature :



Date:

3/28/08

**2007-2008**  
**ACCOMODATION OF INTERESTS AND ABILITIES**  
**SUMMARY PROGRAM CHART 4**

**Levels of Competition Test One**

		Column 1	Column 2	Column 3
Girls	Team Levels	Number of Teams Currently Offered	Number of Participants	Percentage of Participants at Each Level
Row 1	varsity:	10	171	66%
Row 2	j.v.:	5	44	17%
Row 3	frosh:	4	44	17%
Row 4	total:	19	259	100%
<b>Boys</b>				
Row 5	varsity:	10	189	58%
Row 6	j.v.:	5	60	19%
Row 7	frosh:	3	75	23%
Row 8	total:	18	324	100%

- 1) Column 1, list the number of interscholastic teams offered for girls and boys at each competitive level; varsity, junior varsity, and freshman. (Refer to Form T-2, Accommodation of Interests and Abilities, Summary Program Chart 2, Column 1.)
- 2) For Column 2, list the number of participants at each level. For girls, total the entries in Rows 1, 2, and 3 into Row 4. For boys, total the entries in Rows 5, 6, and 7 into Row 8. (Refer to Form T-2, Accommodation of Interests and Abilities, Summary Program Chart 2, Column 2.)
- 3) For Column 3, calculate the percentage of female and male participants at each level.  
For girls' varsity, junior varsity, and frosh, respectively:
  - Divide Column 2, Row 1 by Column 2, Row 4, and place the percentage in Column 3, Row 1
  - Divide Column 2, Row 2 by Column 2, Row 4, and place the percentage in Column 3, Row 2.
  - Divide Column 2, Row 3 by Column 2, Row 4, and place the percentage in Column 3, Row 3.
  -
 For boys' varsity, junior varsity, and frosh, respectively:
  - Divide Column 2, Row 5 by Column 2, Row 8, and place the percentage in Column 3, Row 5.
  - Divide Column 2, Row 6 by Column 2, Row 8, and place the percentage in Column 3, Row 6.
  - Divide Column 2, Row 7 by Column 2, Row 8, and place the percentage in Column 3, Row 7.

Principal's Signature: \_\_\_\_\_

Date: \_\_\_\_\_


**2007-2008  
ACTUAL EXPENDITURES - PROGRAM COMPARISON CHART 1  
TO INCLUDE BOOSTER CLUB FUNDING**

	equipment and supplies		travel		awards		coaches' salaries (to include supplemental and extended employment; dollar amount required)	# Coaches for all levels / # Teams for all levels	facilities improvements		publications (if sport-specific)	
	School	Booster	School	Booster	School	Booster			School	Booster	School	Booster
G basketball	3500	500	3000	500	250	250	10000	4	1500	500	0	250
B basketball	1000	1500	2500	1000	250	250	14500	4	500	1000	0	500
G softball	1000	7500	2000	5000	250	250	6000	6	500	15000	0	0
B baseball	1000	10000	250	4000	250	500	5000	4	0	20000	0	0
G cross country	250	0	500	0	100	0	2500	1	0	0	0	0
B cross country	250	0	500	0	100	0	3000	1	0	0	0	0
G golf	500	0	0	0	100	0	2500	1	0	0	0	0
B golf	500	1000	0	0	100	0	2500	1	0	0	0	0
G soccer	1000	2500	500	0	250	500	3500	3	500	0	0	500
B soccer	500	2000	1000	0	250	500	5000	3	500	0	0	500
G swimming	500	0	0	0	250	250	3000	1	0	0	0	0
B swimming	500	0	0	0	100	250	1500	1	0	0	0	0

1. Total expenditures on T-35 and T-36 on the 2007-2008 year report due by April 15, 2008, should reflect the total monies spent (rounded off to nearest dollar) for the entire school year of 2006-2007 ending June 30, 2007.

2. Booster Club Funding/Contributions must be included in the above expenditures total. (Note: It is illegal for coaches to be paid by Booster Clubs - Reference KHSAA Bylaw 27)

Principal's Signature:



Date:

3/28/08




**2007-2008  
ACTUAL EXPENDITURES - PROGRAM COMPARISON CHART 2  
TO INCLUDE BOOSTER CLUB FUNDING**

	equipment and supplies		travel		awards		coaches' salaries (to include supplemental and extended employment; dollar amount required)		facilities improvements		publications (if sport-specific)		
	Expenditures	Expenditures	Expenditures	Expenditures	Expenditures	Expenditures	Expenditures	Expenditures	Expenditures	Expenditures	Expenditures	Expenditures	
	School	Booster	School	Booster	School	Booster	School	Booster	School	Booster	School	Booster	
G track	1000	500	2000	500	250	250	4000	2	1	0	0	0	0
B track	500	0	1000	0	250	0	5000	2	1	0	0	0	0
G tennis	1000	0	0	0	100	0	2500	2	1	0	0	0	0
B tennis	1000	0	0	0	100	0	2500	1	1	0	0	0	0
G volleyball	500	500	500	0	250	0	6500	4	3	1000	500	0	250
B wrestling	500	0	0	0	50	0	4000	2	1	0	0	0	0
Field Hockey	1000	5000	1000	2500	500	250	6000	3	3	10000	10000	0	0
B football	10000	500	5000	0	500	250	16000	8	3	0	0	0	500
G (list sport)													
B (list sport)													

- Total expenditures on T-35 and T-36 on the 2007-2008 year report due by April 15, 2008, should reflect the total monies spent (rounded off to nearest dollar) for the entire school year of 2006-2007 ending June 30, 2007.
- Booster Club Funding/Contributions must be included in the above expenditures totals. Indicate percentage of total expenditures for each gender: (if disparities are obvious, list on your Corrective Action Plan (T-60) what action you will take to correct the problem).

Gender	Expenditures	Percentage
Boys	\$133200	49%
Girls	\$136050	51%
<b>Total:</b>	<b>\$269250</b>	<b>100%</b>

*\$ 114 More for girls*

Principal's Signature:  Date: 3/28/08

**2007-2008 KHSAA TITLE IX ATHLETICS AUDIT**  
**Checklist - Overall Interscholastic Athletics Program**


KHSAA  
 Form T41  
 Rev. 12/07

**DIRECTIONS:**

For the Areas of Compliance (Opportunities and Benefits) listed on the left hand side of the page, place a checkmark under the appropriate column identifying whether your school provided an advantage to the Girls' Program, or to the Boys' Program or to Neither Program. A review of T-35 and T-36 spending patterns might be helpful in completing this form.

Areas of Compliance:	ADVANTAGE TO:		
	GIRLS' PROGRAM	BOYS' PROGRAM	NEITHER PROGRAM
<b>OPPORTUNITIES</b>			
Accommodation of Interest and Abilities	x		
<b>BENEFITS</b>			
Equipment and Supplies			x
Scheduling of Games and Practice Time			x
Travel and Per Diem Allowances			x
Coaching			x
Locker Rooms, Practice and Competitive Facilities			x
Medical and Training Facilities and Services			x
Publicity			x
Support Services			x
Athletic Scholarships			x
Tutoring			x
Housing and Dining Facilities and Services			x
Recruitment of Student Athletes			x

If an advantage is shown, corrective action should be shown on T-60 (Corrective Action Plan).

Principal's Signature:  Date: 3/28/08

SCHOOL NAME \_\_\_\_\_

2007-2008  
TITLE IX

CORRECTIVE ACTION PLAN

**DIRECTIONS:**

1. For Column 1, indicate the intended area (Opportunities or Benefits) which needs corrective action in order to achieve gender equity. For Column 2, write the suggested change or activities that will correct the area in need of alteration. For Column 3, include the estimated completion date for the changes or activities.
2. It is possible to attain compliance with Title IX and no longer need "corrective" action. However, the KHSAA strongly encourages compliant schools to identify items for improvement (Column 1), activities to accomplish the improvement (Column 2) and a timetable for completion (Column 3) that will strengthen the athletic program.
3. You may copy this form as needed. Please attach corrective action plans along with audit forms and submit by April 15, 2008.

COLUMN 1 ITEM FOR CORRECTION/ IMPROVEMENT	COLUMN 2 SUGGESTED CHANGE/ ACTIVITIES	COLUMN 3 TIME TABLE FOR CORRECTIVE ACTION/ AND OR COMPLETION DATE
Outdoor Restroom facility for Field Hockey and Softball	Build a Restroom facility for both.	Summer 2009 Per Jefferson County Public Schools

Principal's Signature: \_\_\_\_\_

Date: \_\_\_\_\_



**2007-2008 INTERSCHOLASTIC  
ATHLETICS SURVEY  
Summary of Student Responses**

KHSAA  
Form T63  
Rev.12/07

Ballard High School

**School Name:** \_\_\_\_\_

**Enrollment (9-12 Grade):** 1705 (SHOULD AGREE WITH FORM T-1, COLUMN 1, ROW 3)

---

**Number of 9-11 Grade Students Surveyed:** 647

---

**Number of 8<sup>th</sup> Grade Students Surveyed:** 0

---

**Date:** January 15, 2008

---

**Completed By:** Chris Kinney/Kelly Logsdon

---

**Instructions:**

1. Summarize the Student Athletics Interest Surveys Form T-61 by listing the total number of responses on the line next to each sport.
2. Under the Other Category please provide a listing of the sports as well as the number of students who are interested in participating.
3. Please sign and date this Summary Form (T-63) and mail this Summary Form only to the KHSAA by April 15, 2008. Do not mail the student surveys (Form T-61). However, these Forms should be maintained in your files in the event they are requested subsequently.

647 Number of Surveys *82%*

531 Total Returned (*A minimum of 80% return is expected*)

9-11 Grades Surveyed (*Should be grades 9-11 and 8<sup>th</sup> grade if school has a feeder system*)

How Was The Survey Administered? Home Room

(e.g. was it given in all English classes, or all home rooms, or advisee/advisor?)

**KHSAA Sanctioned Fall Sports (List Total Number of Participation Responses)**

14 Cross Country (Girls)

12 Cross Country (Boys)

154 Football (Boys)

16 Golf (Girls)

34 Golf (Boys)

137 Soccer (Girls)

143 Soccer (Boys)

21 Volleyball (Girls)

**Winter Sport (List Total Number of Participation Responses)**

<u>80</u>	Basketball (Girls)
<u>145</u>	Basketball (Boys)
<u>75</u>	Indoor Track (Girls)
<u>41</u>	Indoor Track (Boys)
<u>56</u>	Swimming & Diving (Girls)
<u>41</u>	Swimming & Diving (Boys)
<u>93</u>	Wrestling (Boys)

**Spring Sport (List Total Number of Participation Responses)**

<u>125</u>	Baseball (Boys)
<u>105</u>	Fast Pitch Softball (Girls)
<u>54</u>	Tennis (Girls)
<u>38</u>	Tennis (Boys)
<u>98</u>	Track (Girls)
<u>111</u>	Track (Boys)

**Non-KHSAA Championship Sports (From Student Survey T-61 Question 10)**

<u>37</u>	Archery
<u>68</u>	Field Hockey
<u>24</u>	Bowling
<u>14</u>	Gymnastics (Boys)
<u>20</u>	Gymnastics (Girls)
<u>38</u>	Ice Hockey
<u>101</u>	Lacrosse (Boys)
<u>65</u>	Lacrosse (Girls)
<u>8</u>	Rifle
<u>18</u>	Rodeo
<u>6</u>	Slow Pitch Softball
<u>23</u>	Volleyball (Boys)
<u>41</u>	Water Polo
<u>68</u>	Weightlifting

**Number of Students who participate in Intramural Sports  
(From Student Survey T-61 Question 5)**

<u>Sport</u>	<u>Number</u>
Basketball	111
Powder Puff	184

**List Intramural Sports students are interested in adding:**  
*(From Student Survey T-61 Question 6)*

Form T-63  
 Rev. 12/07

<u>Sport</u>	<u>Number</u>
Water Polo	16
Rodeo	24

**Participation in Non-School Sports Activities**  
*(From Student Survey T-61 Question 7)*

<u>Sport</u>	<u>Number</u>
Gymnastics	24

**Reasons for not participating in interscholastic athletics**  
*(From Survey Question 8)*

- 65 I prefer other activities such as band, chorus, etc.
- 34 I don't have time
- 14 The practice schedules and game times are inconvenient
- 0 The sport I like isn't offered
- 0 It's too expensive
- 24 I prefer to participate in club or intramural sports
- 24 Working
- \_\_\_\_\_ Other:

Student Suggestions to encourage participation

---




---



---



---



Principal's Signature

3/28/08  
 Date